



# RED FOX High Tank Gauge



485 North Charlotte Avenue  
Waynesboro, Virginia 22980 USA  
(540) 932-8574  
Fax: (540) 932-8594  
www.bjenterprisesinc.com

The Red Fox high tank gauge will display how many inches of storage are left until tank is full. The Red Fox can be used for tanks up to 99 inches in depth and requires no adjustments. Please follow the instructions carefully to prevent damage to the Red Fox.

**Caution: The Red Fox is not recommended or intended to be used with highly flammable or combustible liquids**

## ***Installation Instructions***

**STOP! Understand instructions before proceeding.**

1. Remove cap from end of gauge nipple.
2. Remove tissue paper allowing chain to freefall and assure chain is knot-free.
3. Remove eyelet from end of chain and use to attach float assembly as shown.

***See Figure 1.***

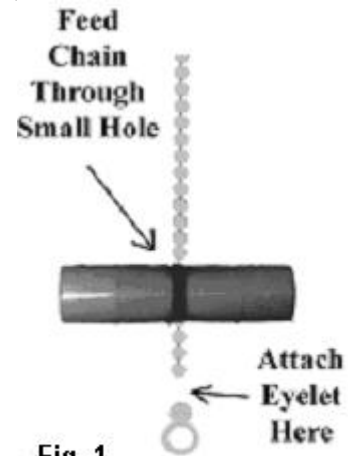


Fig. 1

4. Using plastic loop, completely remove shipping foam insert and discard.

***See Figure 2.***

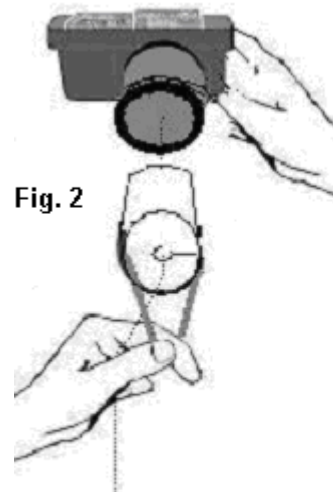


Fig. 2

Continued On Back

5. Assure gauge is functioning properly.
6. Apply Teflon tape or pipe sealant to nipple threads.

7. Insert float assembly into the pre-selected 2-inch NPT tank bung and use the chain to slowly lower the float assembly to its rest position. *See Figure 4.*



Fig. 4

**Caution: Never let float assembly drop to the bottom. Always use the chain to lower the float assembly. *See Figure 5.***



Fig. 5

8. Tighten gauge into tank using a pipe wrench on the nipple only. *See Figure 6.*



Fig. 6

**Caution: Never use the housing as a wrench. *See Figure 7.***

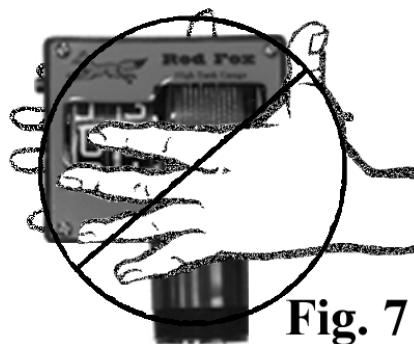


Fig. 7

9. Installation is now complete.